


# LAC PORPHYRE

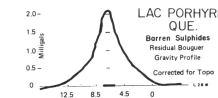
## CANADA

---

### Typical Geophysical response for a vertical sulphide lens



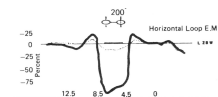
The Porphyre Lake deposit is a barren massive sulphide deposit in the Matagami Mining Camp, North Western Quebec, Canada.



A well defined 2 mgal residual Bouguer anomaly is associated with the sulphide lens.



A 1000 gamma magnetic anomaly also marks the location of the lens.



The Sulphide lens produces a classical FDEM (HLEM) profile for a subvertical conductor.

